


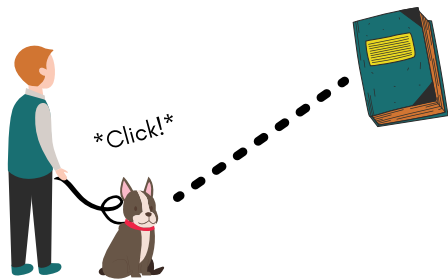


Look At That!



From the *Control Unleashed* program developed by Leslie McDevitt

1. Begin with a neutral object. When your dog looks at the object, click right away before your dog can react with barking or other behaviors besides looking.



2. Upon hearing the click, your dog will turn back to you for their reward. Feed them their treat!




3. Practice steps 1-2 until your dog is quickly turning back to you after seeing the neutral object.



4. Name that cue! Start asking your dog "Where is ___?" to put the behavior of looking on a cue.



5. Starting at a distance where your dog is under threshold, play steps 1-3 again (while using the cue we added in step 4) but with the person/dog/object that is frustrating or worrying your dog.



6. If your dog can't turn their head back after a click, you're too close! Increase the distance and try again. LAT can also be played while moving!

7. Play this conversational game with your dog to help them learn that when they see frustrating or scary things, they can trust you to keep up this pattern.

Important notes:

- Things we play LAT with are things we don't interact with - it's a change in conversation, not a way to slowly greet new people.
- If your dog is over threshold - barking, pulling away, etc - you need to immediately listen to your dog and give them more distance.